

# GOOSE

Rulebook



A game developed by Sorry We Are French,  
based on Gosu and Gosu Tactics by Kim Sato  
Art by David Sitbon



*Thanks to all the playtesters who followed us through 4 years of development and 4000 playtests. To Vincent "20.100".*

*The universe of Gosu X is dominated by 8 Immortals engaged in political and military conflicts. Often rivals, sometimes allies, these Immortals represent the playable clans in Gosu X. However, keep an eye out for the 9<sup>th</sup> Immortal seeking to disturb these dark times. As a shapeshifter, he is present in each clan and offers other ways to attain victory!*



## How to win?


In Gosu X, players build up their army using the cards from their deck, made of 3 clans among 8. They play in turns over 3 rounds at most. At the end of each round a Great Battle takes place, where the player with the highest military value gains a Supremacy token.

- The first player controlling 2 Supremacy tokens  immediately wins the game.
- The first player unlocking their 5<sup>th</sup> Activation token  immediately wins the game.
- The first player controlling 15 cards **face up** in their army immediately wins the game.
- Goan Sul and Justice each offer an alternative victory condition (see Glossary).



## Contents

- 120 cards (15 for each clan)
- 8 Immortal tiles



aid side



active side

- 16 wooden pieces

8 Activation tokens



recto



verso

1 Wonder token



3 Supremacy tokens



1 Timer token



2 Ethereal tokens



1 Bounty token



- 1 board

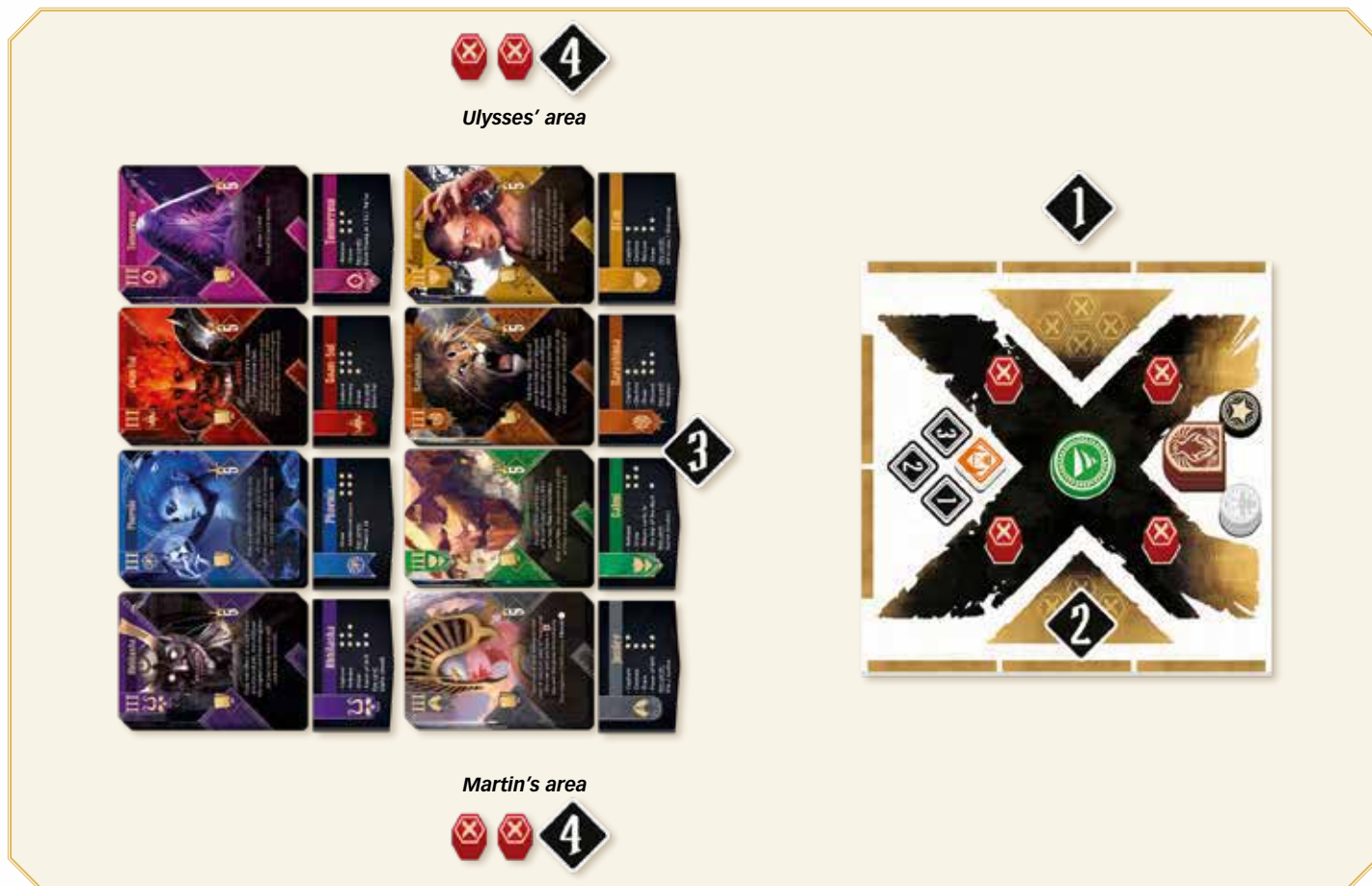
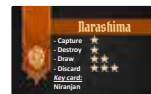


- 1 cloth bag
- 1 rulebook



## Setup

- 1 Place the board between the players, on one side of the play area.
- 2 Place all wooden elements as shown below.
- 3 Sort the 8 clans and place their decks between the players, facing up, with the Immortal card representing the clan on top. Place the corresponding Immortal tiles below the decks, on their aid side.
- 4 Each player takes 2 Activation tokens and places them in front of them: these tokens are considered **"in their hand"**.





## Clan selection

Resolve these steps in order:

- 1 - A The first player picks 1 clan among the available 8.
- B The second player picks 2 clans among the remaining 7.
- C The first player picks 2 clans among the remaining 5.
- D The second player picks 1 clan among the remaining 3.

- 2 Each player now takes the Immortal tiles that correspond to the clans they picked and places them with their aid side up next to the corresponding slots of the board.




**Harashima**  
Player's maximum hand size at the end of their turn is 5 instead of 7.

- 3 The Immortal tiles of the two unselected clans are placed with their active side up next to the corresponding slots of the board. These tiles' ongoing effects will affect both players for the remainder of the game.

- 4 Return the decks of any unselected clans to the box: they will not be used for this game.

- 5 Each player shuffles the decks of their 3 selected clans to form a single deck of 45 cards, then each player draws 7 cards from their deck: this is their starting hand.

**IMPORTANT:** *should a player have 0 or 1 Troop (level I card) in their starting hand, they **may** decide to show their hand to their opponent, shuffle it back into their deck and draw 7 cards again. They may repeat the process any number of times, as long as there are fewer than 2 Troops in their starting hand.*



## Clan breakdown

The 8 clans in the game are:



Justice



Abhilasha



Tomorrow



Narashima



Galmi



Phoenix



Goan Sul



Xi'an

Each clan is made of 15 cards, divided into 3 types:

- **8 Troops** (level I): they are an army's basic units (4 different ones in 2 copies each).
- **5 Heroes** (level II): they are unique and have powerful effects.
- **2 Immortals** (level III): the leader of each clan, and a variation of the 9<sup>th</sup> Immortal (Byun Hyung Ja).



## Card anatomy



- |                 |                   |
|-----------------|-------------------|
| 1 Name          | 5 Military value  |
| 2 Level         | 6 Keyword         |
| 3 Clan's symbol | 7 Effect          |
| 4 Shift cost    | 8 Activation icon |





## Round sequence

During a round, both players play in turn until they **Pass**. When a player passes, their opponent may play at most 3 more turns (see below, **Pass**).

During their turn, players perform **one action only**. Some actions may trigger multiple effects, which must be resolved before the opponent plays their turn.

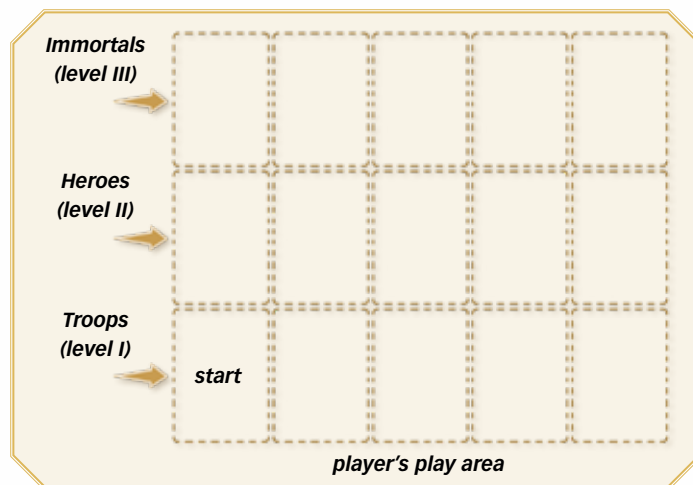
- Immortal tiles that were not selected during the Clan selection phase have an ongoing effect that affects both players until the end of the game.
- A player's maximum hand size **at the end of their turn** is 7 cards, or 5 cards if Narashima is in play. At the end of their turn, if a player has more cards in hand than their maximum hand size, they must discard any excess cards of their choice.

The actions a player may perform are:

- Play a card to your army
- Make a shift
- Spend one or two Activation tokens
- Pass

## Play a card to your army

The most frequent action consists in playing a card from your hand to your play area, in front of you, to build up your army. Your army is represented by a tableau of 3 rows and 5 columns. The maximum number of cards in your army is therefore **15**. In the bottom row you will play **Troops** (level I). In the middle row you will play **Heroes** (level II), and in the top row you will play **Immortals** (level III).



## HOW TO PLAY CARDS?

The first card you will play to your army will be a **Troop** (level I). As the base of your army, you must place it in the bottom-left corner of your tableau. The first **Troop** you play is free, regardless of its clan.

If the card has an effect (keyword and/or white text), resolve it. Your turn is then over and your opponent will now take theirs.

From your next turn on, you will have the opportunity to play a **Hero** (level II) or another **Troop** (level I).

**IMPORTANT:** cards are always played from left to right.



To play more **Troops**, the following rules apply:

- If the clan of the **Troop** you want to play matches none of your face-up **Troops'** clans, you **must** first discard 2 cards from your hand as an additional cost to play this **Troop**.
- If there is at least one face-up **Troop** from this clan in your army, play your **Troop** for free, i.e. do not discard any cards from your hand.

**IMPORTANT:** cards that you discard to pay a cost are placed face up in your discard pile.



**Example 1:** Martin plays a **Troop** that belongs to another clan: he discards 2 cards from his hand **1** and places this **Troop** to the right of his most recently played **Troop** **2**.



**Example 2:** Martin plays a **Troop** from the Goan Sul clan. As he already controls at least one **Troop** from this clan **1**, he plays it for free **2**.

## **IMPORTANT:**

- If your only **Troop** is destroyed, the next **Troop** you play is considered to be the first **Troop** of your army and is therefore free.
- When you play a **Troop** and all your other **Troops** have been captured (i.e. face down), the next **Troop** you play is also considered to be the first **Troop** of your army and therefore is free.

## **HOW TO PLAY A HERO (LEVEL II)?**

To play a **Hero**, follow these 2 rules:

- There may never be more cards on your second row (**Heroes**) than on your bottom row (**Troops**). For example, you may not control 2 **Heroes** with just 1 **Troop**.
- You may not play a **Hero** unless there is at least one **Troop** from the same clan in your army. The **Hero** needs not be placed exactly above that **Troop**.

**IMPORTANT:** you may play several **Heroes** from the same clan, even if you control only one **Troop** from that clan.



**Example:** Martin may play a **Hero** from the Xi'an clan as there is at least one **Troop** from the Xi'an clan in his army **1**. He plays his **Hero** on the leftmost available space in the corresponding row **2**.





## Spend one or two Activation tokens



Choose one of these 3 options:



- Spend one Activation token to draw a card.
- Spend two Activation tokens to draw three cards.

**IMPORTANT:** *tokens spent that way are placed into the dedicated area of the board, your "spent tokens area".*







A player's spent tokens area

**Example:** *Ulysses spends two Activation tokens  to draw 3 cards .*

- Place one Activation token on a card showing a  icon to trigger its effect. The number of  icons on the card indicates how many times this can be done. There may never be more Activation tokens than such icons on a card.

**IMPORTANT:** *as long as an Activation token has not been used, it is considered "in hand".*





**Example:** *Ulysses places one of his available Activation tokens on a card that he controls showing a  icon, then triggers its effect . As this card has only one  icon , it cannot be activated again as long as the Activation token remains on the card.*


- Some effects allow you to take one of your Activation tokens back in hand. When this happens, take back a token resting on one of your cards (so it can be activated again) or in your spent tokens area on the board.
- When a card is captured or destroyed, place any Activation tokens resting on it into that player's spent tokens area on the board.
- Byun Hyung Ja cards enable you to unlock your 3<sup>rd</sup> and 4<sup>th</sup> Activation tokens: when this happens, take one locked Activation token from your side of the board and add it to your hand. Should you unlock an Activation token while having no locked Activation tokens left, you immediately win the game instead.

## A player's locked Activation tokens



## Pass

You may not **Pass** first if you have Activation tokens  in hand. After you **Pass**, your opponent may play up to 3 more turns: use the  Timer token to keep count of these turns.

**IMPORTANT:** *after a player has passed, additional turns count as normal turns. Also, when you pass via **Galmi's** effect, you must have spent all your  doing so.*








## Song for the Dead

Resolve these steps in order:

- Players release their captured cards without triggering **any** effects.
- The player who won the Great Battle sacrifices half their cards in play, rounded up.
- Then, the player who lost the Great Battle does the same.

**IMPORTANT:** *players must sacrifice their OPEN cards one by one: this means a card may become OPEN after another card was sacrificed. If both players gained a Supremacy token after a tied Great Battle, randomly determine who will sacrifice first.*

- Each player draws cards until they have 7 in their hand.
- Each player takes their Activation tokens back: 2 starting Activation tokens + those unlocked during the game via Byun Hyung Ja's card effects.
- Return the  to the board.
- Start a new round: the player who just lost the Great Battle plays first.

**IMPORTANT:** *if both players gained a Supremacy token after a tied Great Battle, the player who was randomly appointed to sacrifice their cards last will play first in the next round.*



**Martin**

**Example:** Ulysses sacrifices his cards first because he won the Great Battle. As he controls 7 cards in his army, he must sacrifice 4 OPEN cards, discarding them one by one.

It is now Martin's turn to do so: as he controls 6 cards in his army, he must sacrifice 3 OPEN cards.



# Glossary

## MAIN CONCEPTS AND KEYWORDS

### Additional turn

Play an additional turn after this one: this means you play 2 turns in a row.

You may not play an additional turn after an additional turn. Should you play a card with such an effect during an additional turn, simply do not resolve the effect. Additional turns count as regular turns after your opponent has passed.

### Bounty

When a player captures or destroys an opposing card with the **Bounty** keyword, they may draw a card.

### Byun Hyung Ja

There is 1 Byun Hyung Ja card in each clan, allowing you to unlock an Activation token and therefore helping you closer to the corresponding victory condition.

### Capture

Choose any card and turn it over so that it faces down. A captured card loses its military value and its effect, and does not belong to any clan.

- A captured card may be destroyed later if it is OPEN.
- You may not make a shift on a captured card.
- A player may play a card above a captured card.

Any Activation tokens resting on a card when it is captured are returned to their controller's spent tokens area.

### Discard pile

Cards in discard piles are always placed face up. Any player may look through any discard pile at any time.

### Destroy

Choose any OPEN card and place it in their controller's discard pile. Any Activation tokens resting on a card when it is destroyed are returned to their owner's spent tokens area.

### Draw

Place the top card of your deck into your hand. If you need to

draw and there are no cards in your deck, shuffle your discard pile to form a new deck, then draw.

### Echo

When a player plays a card with the **Echo** keyword, they may resolve its effect one additional time. They may choose another target for the second resolution if they wish to. **Echo** is not triggered when you place an Activation token on a card with this keyword.

### Effect

When a card enters play, you must resolve its effect (white text), unless the text implies it is optional (**Example**: "you may...").

### Ethereal

A card with the **Ethereal** keyword or with a ☯ token on it cannot be **captured or destroyed**. However, it can still be sacrificed.

### Force of will

When the requirements of a card with **Force of will** are met, you may discard it from your hand during the turn of any player to resolve its effect.

### Goan Sul

As long as Goan Sul is in play, he provides his controller with an additional victory condition.

If the Goan Sul clan has not been selected during the **Clan selection** phase, that condition is offered to both players.

### Justice

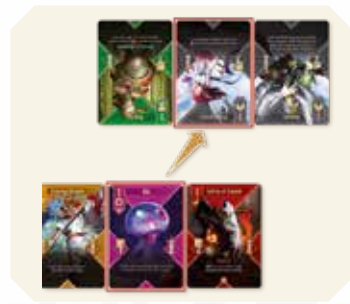
When Justice enters play, and only at that moment, she provides you with a new, immediate victory condition.

Immortal tiles flipped by Justice's effect become active.

If the Justice clan has not been selected during the **Clan selection** phase, use both ☯ tokens to indicate which highest OPEN card is **Ethereal**.

### Mirror card

A mirror card is the card located in the same spot as your card in your opponent's army.






## Ongoing effect

A text written in *italic* represents an ongoing effect: this effect applies as long as the card is in play face up.

## OPEN card

An OPEN card is a card that has no cards above it and to its right.

This keyword is used in various card effects, such as “destroy an OPEN card”. While any card can be captured, only OPEN cards can be destroyed.



## Recruiter

Any card you play (does not work when you make a shift) to the immediate right of a card with the **Recruiter** keyword can be played for free, regardless of its clan. Only **Troops** (level 1) have this keyword.

## Release

Turn any captured card over so that it faces up. This card can be activated again later in the game. Releasing a card does not trigger its effect, unless the effect specifies so.

## Remove from the game

Return the card that is removed from the game to the box: this card is no part of the game anymore, unless a card effect says it can be retrieved.

## Reveal

Take that many cards from the top of your deck and turn them face up.

However, revealing cards cannot cause you to shuffle your discard pile back into your deck. For example, if there are only 2 cards left in your deck and you should reveal 4, you reveal only 2.

## Sacrifice

Choose an OPEN card (captured or not) from your army and place it into your discard pile. This card is not considered destroyed.


## Same name, different card

Some cards share the same name, with additional information between parentheses. These cards are considered to share the same name but they are not identical cards.


## Secret shift

When you make a shift on a card with the **Secret shift** keyword, it may be replaced with a card from your discard pile instead of a card from your hand, but still not with an identical card (this applies to **Troops** only).



## Veteran

When an Activation token is placed on a card with the **Veteran** keyword, turn this token over to its  side. During the Great Battle, this card's military value will be doubled if the token is still there.

## Wonderous /


When you play a **Wonderous** card, take the  on the board or from your opponent and place it in front of you.

The Wonder token has 2 abilities:

- During your turn, you may spend the  (by returning it to the board) to discard 1 card less when playing a new card or making a shift.
- In the case of a tie during the Great Battle, the tie is broken in favor of whoever controls the .



This value corresponds to the number of Activation tokens you own: in your hand, on your cards, in your spent tokens area.

At the beginning of the game,  is equal to 2. You will have the opportunity to increase this value up to 4 by meeting the requirements of your Byun Hyung Ja cards.

**For more detailed rulings, please refer to the FAQ on our website: [www.sorryweare.fr](http://www.sorryweare.fr)**



**Iki**


KOOTA YAMADA

# Iki

A GAME OF EDO ARTISANS









**[www.sorryweare.fr](http://www.sorryweare.fr)**

** [www.facebook.com/SorryWeAreFR](https://www.facebook.com/SorryWeAreFR)**

** Sorry We Are French**

** [twitter.com/srywearefr](https://twitter.com/srywearefr)**

** [instagram.com/sorrywearefrench](https://instagram.com/sorrywearefrench)**



## **Credits**

**A game developed by Sorry We Are French, based  
on Gosu and Gosu Tactics by Kim Sato**

**Artist: David Silbon**

**DTP: Good Heidi**

**Rules: Pierre Gamberoni & Matthieu Verdier**

**Producer: Emmanuel Beltrando**